

## UPDATED WITH 2019 DATA

[The following explanation and data are taken from the Colorado Department of Education website. Data is available here: <http://www.cde.state.co.us/schoolview/coloradogrowthmodel> ]

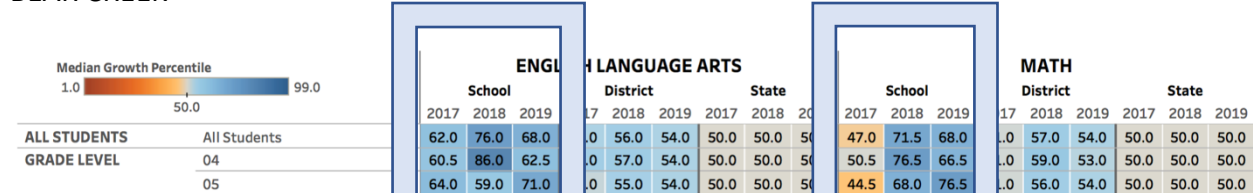
### The Colorado Growth Model

For the past decade, Colorado has been a national leader in how to measure a student's academic growth from year to year. About ten years ago, the state created the Colorado Growth Model to look specifically at how individual students progress from year to year based on the state standards. It provides another dimension of performance beyond just achievement on tests by describing the relative growth of individual students from year to year.

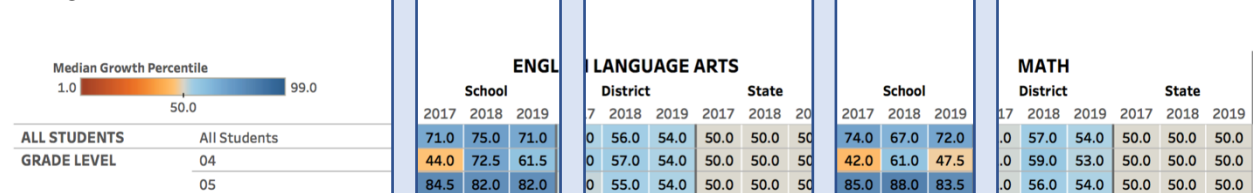
[In the charts below the "District" and "State" columns are all the same since these schools are all in the same district and the same state. It is only the first three columns in the ELA section and the first three columns in the Math section that provided data about the individual school.]

## UPDATED WITH 2019 DATA

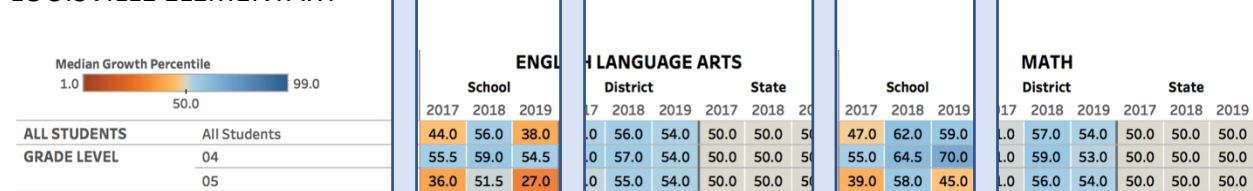
### BEAR CREEK



### FIRESIDE



### LOUISVILLE ELEMENTARY



### COAL CREEK

